

T-Links

Pre-Terminated Heat Trace System


Heat Trace Products, LLC



233 Florence Street
Leominster, MA 01453

ISO 9001 REGISTERED

Construction



Performance Ratings

Output wattage:
3, 5, 8, 10 w/ft @ 50°F

Supply Voltage:
110 - 120 or 208V - 277Vac

Continuous maintenance temperature:
150°F (65°C)

Maximum exposure temperature:
185°F (85°C)

Approvals/Certifications

Heat Trace
Products T-Links



120 Volts, 240 Volts
3, 5, 8, 10 Watts/Ft @ 50°C

Listed:

- Pipe Heating Cable, Industrial and Commercial
- De-Icing and Snowmelting Equipment

Accessories



TEE Connector



LED Light Stick



End Connector

Description

The T-Links series of self-regulating heating cables are designed to supply a specified amount of heat at any point along their length in direct response to local temperature/thermodynamic variations. These cables were developed to simplify the installation of heat tracing systems. T-Links cables are pre-terminated for ease of connectivity and installation. All components in the system are waterproof to ensure long life at connection and termination points.

The T-Links cables can maintain temperatures up to 150°F and will not overheat or burnout if overlapped in the field.

Applications

Pipe Applications

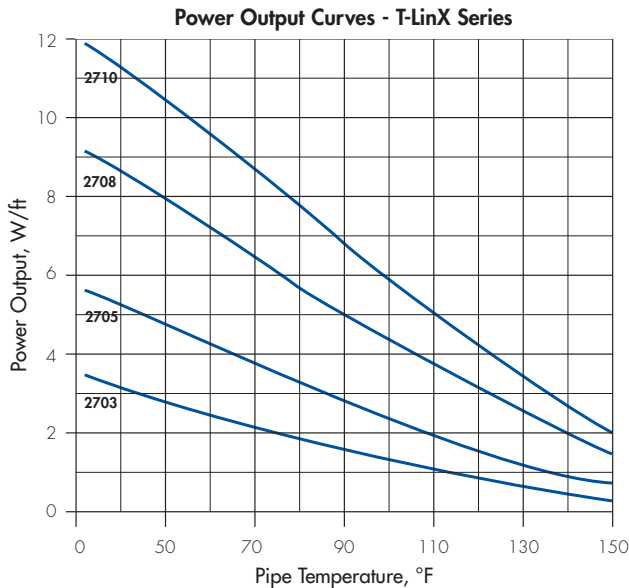
- Freeze protection for piping applications
- Ideal for instrument lines and high maintenance areas
- Available for plastic pipe applications
- Available in 3, 5, 8 and 10 watts/ft

Accessories

Heat Trace Products carries a full line of approved accessories, including power connection kits, terminations, splices, end seals, and controls.

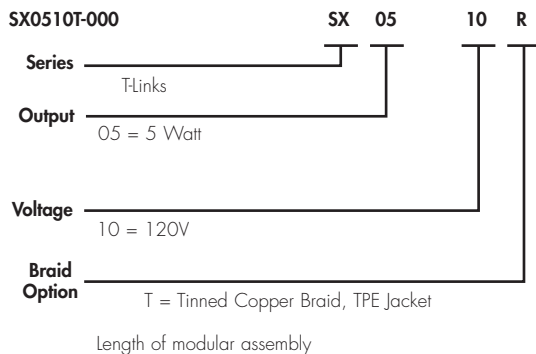
T-Links Heating Cable is available in pre-terminated lengths of 5, 10, 20, 50 and 100 feet. Custom lengths up to 200 feet are also available.

Visit Us At: www.rsc-heattrace.com



Product Ordering Information

(Example Shown: 5 watt 120volt, tinned copper braid)



120 Volt Breaker Sizing vs. Max Circuit Length (FT)

	15A	20A	30A	40A
2703-1 If started at: 50°F	300	—	—	—
0°F	200	270	330	—
-20°F	180	230	330	—
2705-1 If started at: 50°F	230	270	—	—
0°F	150	200	270	—
-20°F	130	175	260	270
2708-1 If started at: 50°F	150	200	210	—
0°F	95	125	190	210
-20°F	85	100	170	210
2710-1 If started at: 50°F	115	150	180	—
0°F	70	95	145	180
-20°F	60	85	120	165

240 Volt Breaker Sizing vs. Max Circuit Length (FT)

	15A	20A	30A	40A
2703-2 If started at: 50°F	660	—	—	—
0°F	410	560	660	—
-20°F	360	480	660	—
2705-2 If started at: 50°F	460	540	—	—
0°F	300	400	540	—
-20°F	260	345	520	540
2708-2 If started at: 50°F	295	390	420	—
0°F	195	250	375	420
-20°F	170	225	340	420
2710-2 If started at: 50°F	230	305	360	—
0°F	150	200	300	360
-20°F	130	175	260	360

BENEFITS

- Eliminates the most common failure mode - connections are NOT a weak link.
- Waterproof connectors seal before electrical contact is made.
- Tools, heat guns etc... are not needed.
- Saves labor costs - installs in minutes, not hours.
- Modular heating segments of 5, 10, 20, 50, and 100 ft.
- Easy to transport, handle and install.
- Damaged segments easy to replace.
- Easy to reroute.
- Segments are reusable.
- Can easily be disconnected during maintenance on valves, pumps, flanges, etc.
- Increase or reduce wattage within circuit when pipe diameter changes.

The material contained in this document is presented in good faith and believed to be reliable and accurate. However, because testing conditions may vary and material quality or information that may be provided in whole or in part by others may be beyond our control, no warranty expressed or implied, is given and Heat Trace Products can assume no liability for results obtained or damages incurred through the application of the data and tests presented.

ISO 9001 REGISTERED

Heat Trace Products, LLC



ISO 9001 REGISTERED

233 Florence Street
Leominster, MA 01453
Tel: 978-534-2810
Fax: 978-534-2819
www.rssc-heattrace.com